



ANNUAL REPORT 2009/2010



PRESIDENT'S REPORT

CONTENTS

President's Report	1
CEO Overview	2
LSV Services Map	3
Lifesaving Operations	4
Training	6
Education	8
Culturally And Linguistically Diverse Projects	10
Youth & Leadership	12
Aquatic Sport	14
Aquatic Risk	16
Research	18
Councils and Committees	20
Life Members	22
Honours and Awards	23
Financial Summary	24
Sponsors	28

It is my pleasure to present to you the Annual Report for Life Saving Victoria for the year 2009/2010.

It has been another extremely busy year and I am honoured to be President of this unique and very special organisation. There is no doubt there has been great improvements in the provision of life saving services to a wide variety of members, not only of the Victorian permanent population but to an ever increasing number of visitors to this part of Australia.

The details following in this report represent activity across a wide section of operation within Life Saving Victoria. The organisation can only perform its services with the help and support of many organisations and people. In particular I would like to thank the Victorian Government through the Department of Justice for their major contribution to our cause. The unique relationship we have with the Victorian Government is a major reason for the continued reduction in drownings and the improved efficiencies of Life Saving Victoria.

This has been a busy year with an increased membership, increased visitations to beaches, increased activity at the school level, and a major increase in the training of Victorians. In addition to the Victorian Government, I would like to thank all the major sponsors who support our worthy cause. In particular, Westpac, who have enabled us to provide a helicopter service and who, very generously, have increased their support for the upcoming season with an additional helicopter. In addition to this, they have enabled us to expand our patrolling service to include the 7 metre RIB stationed at Pier 35 at Docklands.

Although we have seen increased patrol activity and education, unfortunately we have also seen an increase in the number of drownings and near drownings in the infant sector. This is of major concern and highlights the need to increase our education programs focusing on backyard pools, rivers and dams.

It should be highlighted that we have continued to increase volunteer membership across the State. In particular, this is in the junior and nipper area where clubs in a lot of areas have had to cap their membership. I would like to thank all members for their support and cooperation during the year and look forward to their continued support in the future.

I would also like to thank my fellow Directors for their vigilance and enthusiasm for all operations across Life Saving Victoria. Without their support we would not have been able to achieve the outcomes detailed in this report. I would also like to thank Nigel Taylor and all the staff for their dedication in achieving such a high standard within the State.

I wish you and your families a very safe and happy Christmas.

Mike Martin
President, Life Saving Victoria



CEO OVERVIEW

Following last year's strategic review Life Saving Victoria (LSV) began the exciting second five year phase of operation with a clear focus on ensuring:

- the five and ten year drowning trends continue in a downward direction
- services could continue to expand in terms of meeting public need,
- water safety education programs would be developed to ensure efficiency and expansion of delivery,
- member services continue to be refined,
- government partnerships were further developed and
- the financial underpinning of the organisation is made more secure.

More detail is provided throughout the body of the report, however it is worth noting some particular areas of progress below.

In the emergency services area LSV was an integral part of the development of the Integrated Emergency Services Framework. This framework aims to provide guidance for the most productive working relationships within the emergency services sector. As an example LSV introduced a single engine helicopter to support its patrolling services whilst at the same time making the machine available to other services should there be a need to access it.

The club system noted its appreciation of an additional \$5k support from the state government to each club to assist with the ever-increasing administrative costs behind the service provision. This form of support to clubs is very timely as they prepare the back office groundwork for a more flexible form of service delivery. Whilst we were pleased to achieve a new record membership for the organisation, member services is another area in need of constant managerial improvement.

Our public education area saw the combining of the Infant Aquatics and Swim and Survive programs in an attempt to revitalise the provision of learn to swim (including water safety components) for the broader market. The introduction of the anaphylaxis course was a direct response to a growing external need within the community. We expect a broad uptake of this course in the coming years.

As our relationship with the Department of Justice (DOJ) continued to expand, this year saw the beginning of what we hope will eventually be an equally mutually beneficial relationship with the Department of Education and Early Childhood Development (DEECD). The delivery of learn to swim and water safety into the school system has its challenges which can only be resolved with the constructive input of both parties. As a community based not for profit organisation we see enormous benefit in working very strategically with government to achieve the stated aims of both organisations. We now have strong relationships with DOJ and Sport and Recreation Victoria and fledging links with DEECD and the Department of Sustainability and Environment.

A key imperative of member skill and morale development is the sporting aspect of lifesaving. For the first time this year we combined the junior and senior state titles at Lakes Entrance. Whilst it was a significant logistical exercise and could potentially only be conducted at a couple of our beaches, it was an impressive sight with over ninety percent of feedback being very positive. The other major highlight was Williamstown Swimming & Life Saving Club winning the National IRB Championships. This was the first time a club from outside Queensland and NSW has been able to achieve such a result.

As part of its partnership with DOJ, LSV undertakes to work with the other aquatic agencies to deliver a broad spectrum approach to water safety. Through this commitment the various agencies have been coming together over the past eighteen months to develop a new Victorian Water Safety Plan. This plan has now reached its final draft stage with a likely release date being early in the new year. The input from a broad cross section of agencies has been very encouraging for the future of water safety in the state.

Our thanks to LSV's supporters are expressed in detail in other sections of this report however I need to note that for an organisation such as ours we could not "do what we do" without these very significant levels of input. From the Board to the individual volunteer, we are most appreciative.

I would also like to thank for their continued contribution and dedication, the LSV Board, officers, members and staff. Equally, the assistance received from the two national bodies and the other states has been very much appreciated.

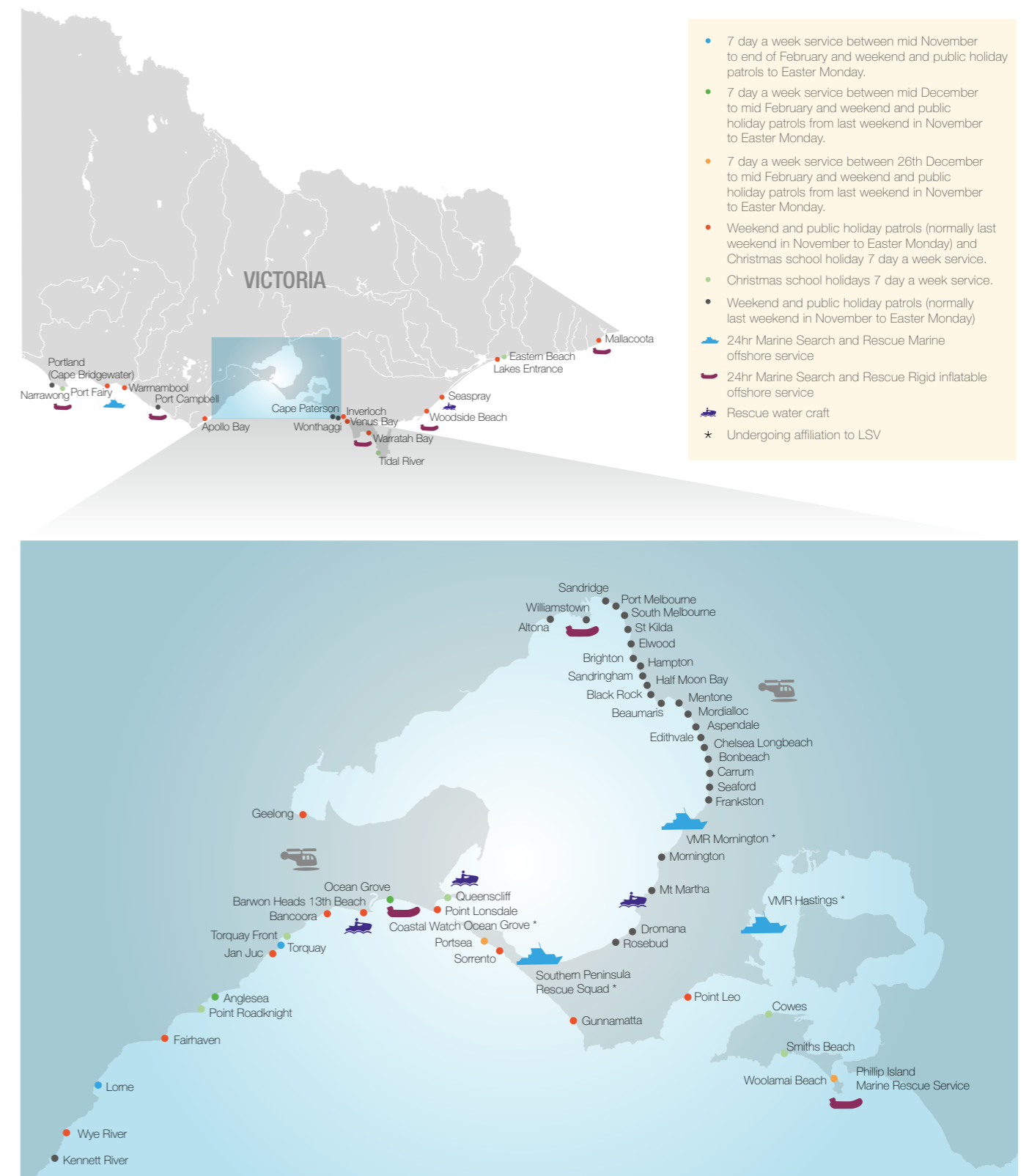
Please peruse.

Nigel Taylor ESM

Chief Executive Officer
Life Saving Victoria



SERVICES MAP



LIFESAVING OPERATIONS

KEY STATISTICS

In 2009/10, lifesaver patrols have seen:

- 21,703 preventative actions
- 1600 minor first aid incidents
- 63 major first aid incidents
- 340 rescues

In 2009/10, lifeguard patrols have assisted in:

- 25,153 preventative actions
- 1103 minor first aid incidents
- 49 major first aid incidents
- 294 total rescues

In 2009/10, Event Guards have provided a service on 194 days and assisted in:

- 102 preventative actions
- 255 minor first aid incidents
- 4 major first aid incidents
- 92 total rescues

KEY HIGHLIGHTS

Over the past 12 months, Lifesaving Operations has provided:

- A funding boost of \$5000 to every club across Victoria
- Successful re-introduction of Westpac Lifesaver Rescue Helicopter
- Benefits of off-the-beach radio communications realised and challenges faced due to Australian Communications Management Authority Spectrum Review
- Highly engaging and well attended operations conference
- Critical Incident Stress Management training and member handouts/wildfire response process and posters
- Continued up-skilling of our volunteer lifesavers

Event Guard locations

- Australian Rowing Championships
- Australian Open Water Championships
- Victorian Open Water Championships
- Rowing Victoria events
- Dragon Boat events
- Boating Industry Association
- VRC Spring Racing Carnival
- First Aid Services
- Festivals
- School excursions
- Film sets
- Private functions

OVERVIEW

The high demand for lifesaving services continued this season both on the frontline of our patrolled beaches and in the provision of support services beyond the flags with Life Saving Victoria's Air Marine and Rescue Services.

There was an increase in first aid treatment which may have been associated with the influx of jellyfish in coastal areas, and also increased training and awareness of spinal injury management by paid lifeguards. This was the first season where at least one lifeguard trained in spinal injury management was required to be on duty at all times.

The Victorian heatwave which occurred in late January 2010 may have also increased first aid treatments, due to increased dehydration, sunstroke etc. This has also resulted in the production of The Victorian Heatwave Plan by the Victorian Government, to help prevent incidents related to extreme heat.

ACKNOWLEDGEMENTS

Department of Justice:

- Community Support Fund
- National Emergency Management Volunteer Support Fund
- Community Safety Emergency Support Program (CSESP)

FUTURE DEVELOPMENTS

Life Saving Victoria, through its role as part of the Emergency Services, is further contributing to the Victorian Community through a more flexible delivery of their patrolling service with 66 sites throughout Victoria patrolled by 57 Clubs with additional support provided by paid lifeguards; these essential services will be further supported by:

- Expansion of the Westpac Helicopter Service
- Introduction of Westpac Rigid Inflatable Boat
- Peer Support Program
- Development of Maritime Operations Cert I
- Further Expansion of Off the Beach Radio Communications



CARRUM LSC

In January 2010 the entire side wall of the Carrum Life Saving Club (LSC) was blown down during a wild summer storm. A young girl walking along the footpath at the time was injured – it could have been much worse. Despite this major set-back, Carrum LSC managed to continue to provide the essential lifesaving service for the community and was even awarded Administration Club of the Year at the 2010 Life Saving Victoria Awards of Excellence.

A FUNDING BOOST OF \$5000 TO EVERY VICTORIAN CLUB

TRAINING

KEY STATISTICS

- Over the past 12 months the Training Department has issued 34,577 awards
- 6935 awards were delivered to club members
- LSV service memberships increased by 13 per cent
- Record number of 20 licensees

KEY HIGHLIGHTS

- New Anaphylaxis course launched
- Lifeguard training delivered in Vietnam
- Record number of participants in Community Surf Life Saving courses
- Record number of Pool Lifeguard course participants
- Design and launch of Service Member Teacher Recruitment Workshops
- Custom design and delivery of aquatic supervision and safety training to elite sports clubs with aquatic facilities
- Record number of Emergency First Aid and Basic Resuscitation awards, mainly due to the fantastic work of our Service Members.

OVERVIEW

Life Saving Victoria (LSV) delivers a wide range of accredited Aquatic and First Aid training courses to the Victorian community. This training is delivered through commercial training programs, life saving club training, community lifesaving training and increasingly through licensed training providers.

The past 12 months have seen more people participate in LSV training courses than any other year. Some highlights included record number of participants in pool lifeguard courses and Community Surf Lifesaving Certificate courses along with a significant increase in the number of organisations choosing to use LSV to deliver accredited defibrillation training to their staff.

COMMERCIAL TRAINING HIGHLIGHTS

CPR and First Aid Training continue to be popular choices, with new and innovative delivery methods being trialled including the use of a CPR Now kit and dvd on first aid training courses.

Other highlights include significant increases in the number of LSV service members and LSV training licensees and the launch of an accredited anaphylaxis course which was assisted by an ongoing relationship with Diver's Alert Network Asia Pacific.

LSV was also able to provide customised training solutions to a number of specialised aquatic venues supporting high performance athletes.

Its unique ability to deliver a range of training qualifications has aided in developing international relationships with countries such as Vietnam by supporting them in training their resort staff.

LIFE SAVING CLUB TRAINING HIGHLIGHTS

A highlight of the last 12 months has included the successful roll out of the Advanced Resuscitation Techniques Certificate (ARTC). The number of members who received this award was 358, with 58 endorsed to assess ARTC by attending a series of workshops.

A new club award processing procedure was also launched.

A big thank you to our dedicated and talented trainers and assessors for their commitment, and to our training centres which host our courses, including aquatic centres and life saving clubs.

ACKNOWLEDGEMENTS

- Valuing Volunteers Grant
- National Emergency Management Volunteer Support Fund

FUTURE INITIATIVES

Further work in developing and implementing online resources to support training to both commercial and club participants will provide new learning options for a range of courses.



ANAPHYLAXIS TRAINING

Accredited Anaphylaxis training equips participants to recognise and respond to life threatening allergic reactions. The training is for teachers, school staff, child care workers and others who care for individuals with life threatening allergies.

During 09/10 Life Saving Victoria developed the capacity to deliver this course to clients through group training courses, and on-site, throughout the state.

34,577 AWARDS ISSUED IN VICTORIA

EDUCATION SERVICES

KEY STATISTICS

- 112,028 participants took part in LSV related water safety education across Victoria
- 209 providers (including management groups statewide) became Swim and Survive Licensees
- 388 schools received education services, equating to 17 per cent of all Victorian schools (ABS 2009)
- Record number of Beach Program participants (8395)
- Record number of Resuscitate a Mate Program participants (11,484)

OVERVIEW

Education Services provides a diverse range of programs that educate students, teachers and the community about water safety and lifesaving skills. The programs are offered at a variety of venues including classrooms, swimming pools and open waterways. Water safety education participants have continued to increase throughout Victoria over the past year.

Education highlights over this time include:

- Education services are operating at full capacity during school Terms 1 and 4.
- Swim Teacher Professional Development workshops were successfully delivered across the state with a suite of three new workshops developed.
- A national review and launch of the New Swim and Survive megabrand was conducted. The Infant Aquatics and Swim and Survive program now combined forms a new and exciting Swim and Survive program that caters for infants, pre-school and school aged children.
- An Aqua Education Kit was developed in conjunction with Victoria University and Aquatics & Recreation Victoria, for the Department of Education and Early Childhood Development's FUSE website.

- A range of education programs were integrated into the new North Melbourne Learning and Life Centre.
- A range of CALD specific resources were developed and implemented.

Education Services acknowledges the Department of Justice for its continued support of the Play it Safe by the Water campaign.

CURRENT AND FUTURE PROJECTS

Funding from the Department of Education and Early Childhood Development's Education Services program, combined with Delfin Lorimer and Caroline Springs enabled the delivery of the Meet a Lifeguard program to school students within its respective estates during Children's Week 2009.

Upcoming regional programs including the Open Water Learning Experience and the Telstra Beach to Bush will reach more than 20,000 students combined.

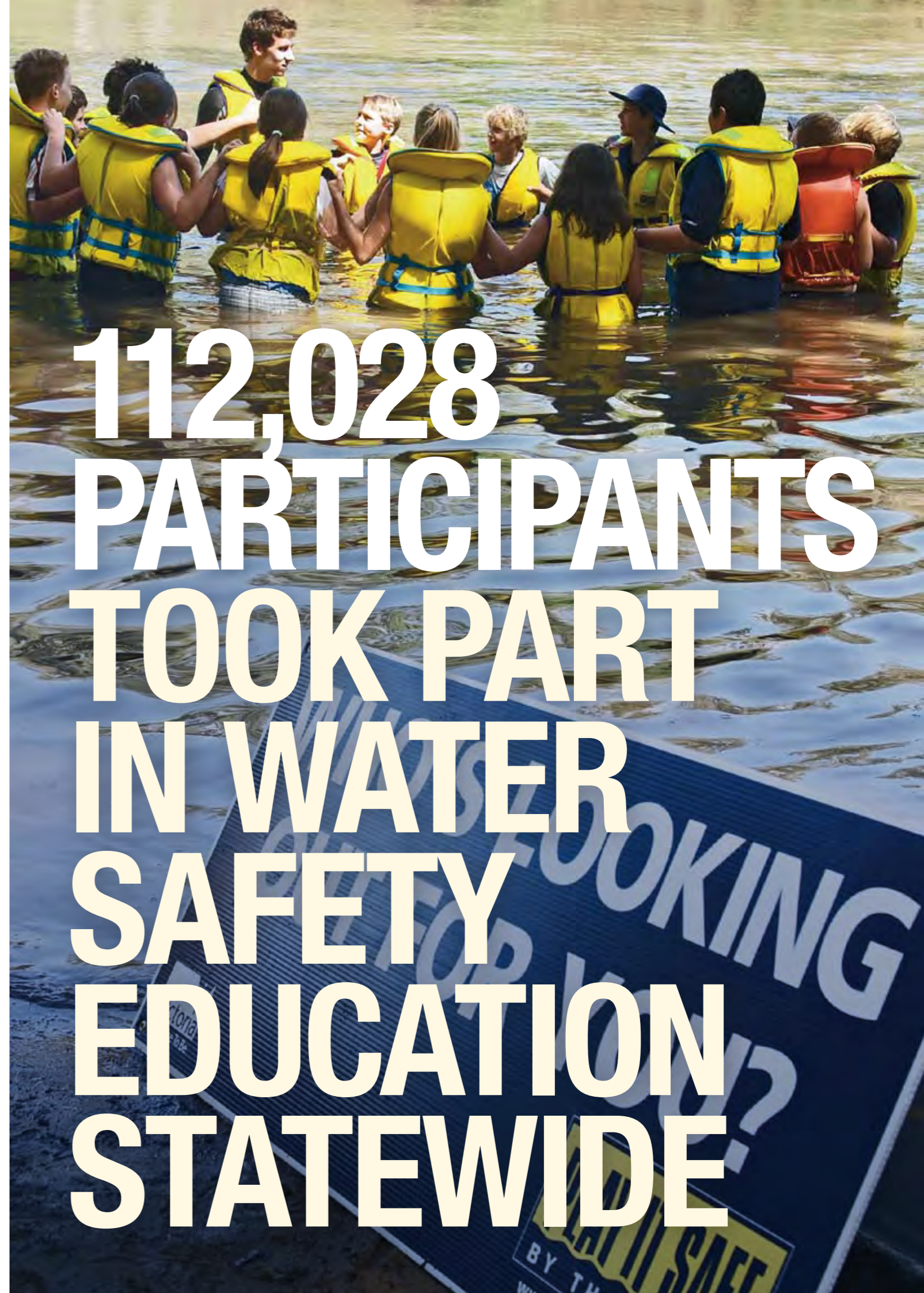
Education Services is currently looking at technological options to develop interactive resources to complement education programs. Program sponsorship and new program development initiatives are also being sourced.



INFANT AQUATIC AND SWIM AND SURVIVE PROGRAMS

The new and exciting Swim and Survive program caters for infants, pre-school and school aged children.

The program to be launched in 2010 will be delivered by all LSV licensees.



112,028 PARTICIPANTS TOOK PART IN WATER SAFETY EDUCATION STATEWIDE

CULTURALLY & LINGUISTICALLY DIVERSE (CALD) PROJECTS

KEY STATISTICS

- 5,496 CALD participants took part in LSV activities in 2010
- More than 130 CALD community agencies/groups were partnered
- 133 aquatic education or training sessions were completed
- More than 15,000 CALD community members have been engaged over the past four years
- More than 200 Victoria University international students visited Williamstown Swimming & Life Saving Club (S&LSC) as part of its safety orientation program

OVERVIEW

LSV's Culturally and Linguistically Diverse (CALD) department completed its most active year on record in 2009/10.

5,496 CALD participants were engaged through 133 separate aquatic education or training sessions, partnering with more than 130 CALD community agencies and groups representing these communities.

More than 15,000 CALD community members have now participated in culturally-specific aquatic activities over the past four years.

Active Beach programs and educational Resuscitate a Mate and Meet a Lifeguard sessions continued to be extremely popular community requests, along with swimming lessons and aquatic training programs such as surf lifesaving, first aid and pool lifeguard.

Universities and other tertiary institutions joined the CALD beach programs for the first time last season with the dedicated and passionate support of the Rootvij Kadakia Foundation.

More than 200 Victoria University international students visited Williamstown S&LSC as part of its inaugural beach safety orientation program. Additional universities and TAFEs will take part in the program in 2010/11.

Many lifesaving clubs stepped up as both inclusive 'pilot clubs' and the venues for beach programs in 2009/10, encouraging membership and inclusive practices within lifesaving.

These programs explain the varying roles of lifesavers and the concept of volunteerism, taught water awareness and beach safety, whilst also having great fun with nipper boards, rescue tubes, surf skis and other equipment used by lifesavers through the course of the jobs.

Some groups have combined their aquatics days with beach volleyball and beach soccer, enjoying a hybrid of the sports they are more culturally familiar with.

Special thanks goes to Edithvale, Williamstown, Sandridge, Frankston, Mordialloc, Rosebud, Altona and Chelsea Life Saving clubs which opened their doors to these CALD communities.

There are real advantages for clubs offering such inclusive initiatives.

- Currently CALD communities are at disproportional risk of injury or drowning around aquatic environments.
- All Australians should have the opportunity to receive water safety education
- These projects allow CALD groups to be safer and happier around water and reduce injury and death, whilst developing stronger mutual relations between patrollers and all users of our beaches.
- By being actively more inclusive, our lifesaving organisation will better reflect the ever changing communities in which we live, whilst also setting the important groundwork for future increased CALD membership in clubs.

Learn to swim lessons offered in Hoppers Crossing for the Burmese community grew to 9,500 lessons last year, where up to 90 children swam weekly. Of these, 20 parents also learned to swim during this time. Additional learn to swim programs also commenced in Ascot Vale and Croydon.

A two-year Lakes Entrance Indigenous Aquatics Project engaged more than 1,200 participants, offering

a combination of the exciting aquatic activities such as those mentioned above. This project will now extend into 2011 allowing other Indigenous children in the East Gippsland region to participate positively in aquatics. Lakes Entrance LSC has been pivotal in the success of this program

ACKNOWLEDGEMENTS

Special acknowledgement to the following sponsors and funding bodies of the LSV suite of CALD/Indigenous Aquatic Projects

- The Department of Justice
- The Department of Justice Koori Justice Unit
- VicHealth
- The Danks Foundation
- The Sports Without Borders Foundation
- Rootvij Kadakia Foundation

Increased CALD participation and aquatic sessions are planned for 2010/11.

LSV is currently awaiting the outcome of funding submissions for additional, equally needy water safety programs for Victoria's CALD community.



LEARNING TO SWIM

New to Australia and new to swimming, hundreds of Burmese children from Hoppers Crossing have been given the opportunity to learn to swim and have better access to their local, neighbourhood pool.

Right: Lifesavers Vishal Kumar, Joseph Shin

5,496 CALD PARTICIPANTS TOOK PART IN LSV ACTIVITIES

YOUTH & LEADERSHIP DEVELOPMENT

KEY STATISTICS

- 8,300 junior active members in Victoria (5-13 years)
- 71 new age managers trained in 2009/10
- 72 per cent more youth took part in the Youth Involvement Program (YIP)
- 1,166 took part in the State Championships in 2009/10
- 3,760 participants took part at state carnivals across Victoria

KEY HIGHLIGHTS

- Nippers Capping Forum was held to investigate ways to combat the increasing numbers of clubs capping their program numbers
- Joint state championships took place with seniors and juniors competing at Surf Life Saving Lakes Entrance
- National Age Managers resources were developed and trialed
- Candidates took part in the national forum series on Disabilities (programs for 14-17 year old members)
- The Lyrebird park facility for the Under 15 leadership development camp celebrated 10 years

OVERVIEW

We once again experienced record Nipper numbers at clubs this season, with 8,300 junior active members registered at the height of the season. The Nipper program provides a fantastic opportunity for kids to learn about water safety and lifesaving skills. Capping of Nipper numbers however is becoming a big issue with many clubs being at capacity due to a number of restraints including water safety, age managers and club capacity.

Following on from the work that began last year in addressing this important issue, a forum was held in June to discuss the barriers preventing many clubs from increasing the capacity of their program. We are continuing to address this issue and have established a working group as a priority. We are in the process of developing resources for the upcoming season including a Youth & Leadership Development Handbook to be released early in the 2010/2011 season.

The competition calendar was certainly very busy this season and thanks must go to all officials, coaches, age managers, water safety, Inflatable Rescue Boat support, parents, staff and volunteers. Attendance at carnivals increased over this period as our future lifesavers took to the water and sand to further develop their skills and compete in a range of events, with the average attendance at our State carnivals being 752 competitors. The season culminated in the State Championships at Lakes Entrance, which for the first time brought together both junior and senior competitors.

The 2010 Victorian Development team travelled to Victor Harbour in South Australia for the annual Three State Challenge. Competition involved three stages - beach, first aid and pool events. For the first time in many years, South Australia won the overall event with a strong showing in the pool and first aid segment. Victoria will have the chance to regain the shield in Tasmania in January, 2011. Thank you to our team sponsor Engine for its continued support of our Victorian representative teams.

The Building Leaders Scholarship program started a little tentatively, with 12 participants, including three from Tasmania, however a great year was had by all with some great outcomes and projects from these dedicated and enthusiastic leaders. We would like to acknowledge the fantastic support of the Harris Family Foundation, without which this important program would not be possible.

On the downside, our leadership development camps were not well attended, and subsequently these three leadership camps - Under 13, Under 15 and Under 18 - have been taken out of next seasons program and budget. They will be reviewed in the coming months so we can gain an understanding into the leadership programs that clubs need.

The 2009/10 season saw some fantastic outcomes for the clubs that run the Youth Involvement Program (YIP) for their 14-17 year old members. We currently have 10 clubs across Victoria participating in the YIP program. Although we did not have an increase in the number of clubs that ran the program last year, those clubs that already had YIP at their club in 2008/09

had a massive increase in the numbers of participants. Overall, across the 10 clubs there was a 72 per cent increase in YIP participants in Victoria.

This statistic illustrates clearly that clubs that are running YIP are doing so very successfully, and that the program is achieving its original outcome of member retention of 14-17 year olds. Some clubs even reported an increase in membership in this age group, due to the success of their program. YIP in Victoria is only possible through the support of the Department of Justice's Valuing Volunteers program. We once again thank them for their support.

ACKNOWLEDGEMENTS

- Harris Family Trust
- Engine Swim
- Valuing Volunteers, Department of Justice

FUTURE DEVELOPMENTS

- New Age Managers Course - launching 2010/11
- New Age Managers Facilitators Guide - launching 2010/11
- Reinstatement of Winners Shields for Regional Championships in 2010/11

VENUS BAY RESCUE

On 6 January 2010, Wallace Martin was kayaking at Walkerville South when he was hit by a motor boat and rendered unconscious.

Venus Bay surf lifesavers Lewis Coard, 15 and Leah Gates, 17 were undertaking board paddling training nearby when the incident occurred and quickly paddled out to assist. Another man, Neil Gates, 50 made it to Wallace first and turned him over by the time Leah and Lewis arrived. They assisted Wallace onto their board and with Lewis paddling rapidly and Leah holding his head, they quickly made it back to the shore. Wallace's wife Genevieve watched from the beach and could not speak highly enough of the young pair's rescue skills. She says if this action had not taken place, her husband may not have been saved.



8300 ACTIVE JUNIOR MEMBERS IN VICTORIA

AQUATIC SPORT

KEY STATISTICS

- Total attendance at Beach Carnivals was 3,535
- Total attendance at IRB carnivals was 1,080
- Total attendance at Pool Carnivals was 280
- Total attendance at Lifesaving carnivals for season 2009-2010 was 4,895
- Average attendance at beach carnivals was 588 per carnival

KEY HIGHLIGHTS

There have been a number of key highlights for lifesaving sport in Victoria this year:

- Victorian Lifesaving Championships were combined for the first time in Australian history, with senior and junior championships run simultaneously on the same weekend.
- Williamstown Swimming & Life Saving Club won the Australian IRB Championships – the first win for a club outside of NSW or QLD.
- Victorian pool teams were third overall in both interstate competitions, reflecting Year 1 of the LSV strategic plan.
- Four Victorian athletes were selected for Australian teams
- Ocean Grove Surf Life Saving Club won its 11th straight Victorian Lifesaving Championship

ACKNOWLEDGEMENTS

Thank you to all of our sponsors and supporters for your ongoing support and commitment to aquatic sports in Victoria: they include Engine, Dolphin, Apex Steel, TRE, Under Armour, XS Energy & Nutriway, Sport and Recreation Victoria and Australian Sports Commission.

Thank you also to the following for your support at the 2010 Victorian Lifesaving Championships at Lakes Entrance: East Gippsland Shire Council, Surf Life Saving Lakes Entrance and local sponsors Dwyer's Toyota, James Yeates Printing & Design, Eastcoast Plumbtec, Patties Food, Lakes Sports & Community Club.

A big thank you to the Aquatic Sports executive panel members, coordinators, staff, officials, coaches, staff and everyone who has assisted Aquatic Sport this season. Thank you for your hard work and support over the last season and beyond. Without all your help, especially the dedicated volunteers, lifesaving sport would simply not exist and we are appreciative of the time and commitment put in week after week.

In finishing I would like to thank Neil Morarty OAM, who will be stepping down as Aquatic Sports Director after dedicating his last 22 years to this position. His hard work and guidance will be missed.

FUTURE DEVELOPMENTS

There will be a new structure to Athlete Development, including a new three-tier structure for high performance squads - similar to the national development squad.

A new Victorian Masters program will allow more age group and events for both male and female competitors.

An increase in competitions and training will be available throughout the year, with winter training and more beach, IRB and pool competitions.

Craft competitions will be introduced prior to first beach carnival season.



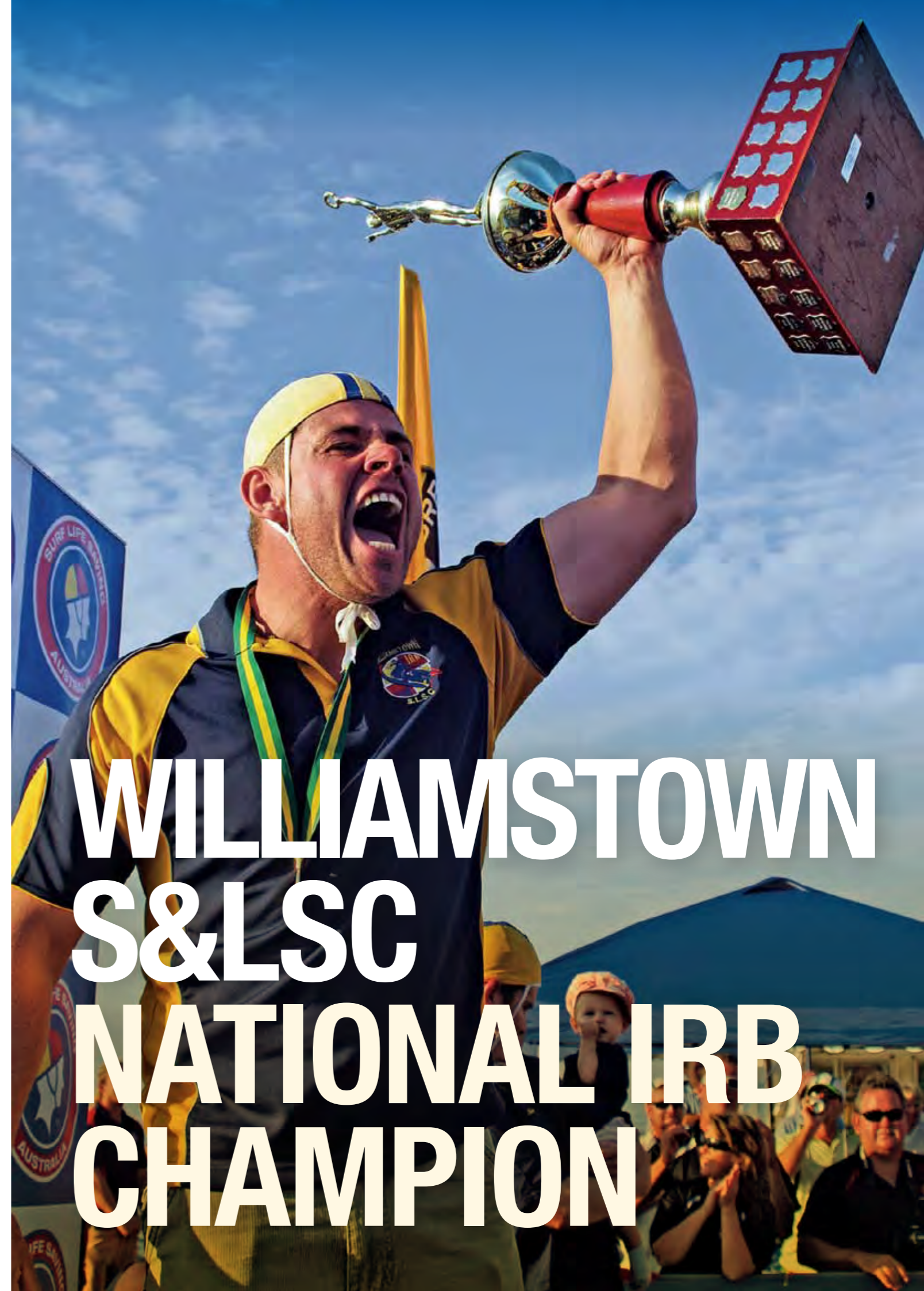
VICTORIAN CHAMPIONSHIPS

The 2010 Victorian Lifesaving Championships at Lakes Entrance combined for the first time with senior and junior championships run simultaneously on the same weekend.

More than 2000 competitors and 6000 spectators attended the two-day event.

In 2011, the championships will return to Lakes Entrance for the second of the two-year deal, with numbers expected to top 2010 figures.

Right: Williamstown IRB Captain - Scott Ivey



WILLIAMSTOWN S&LSC NATIONAL IRB CHAMPION

AQUATIC RISK

KEY STATISTICS

- Two expert witness cases completed.
- 54 Aquatic Facility Safety Assessments (AFSA).
- 12 platinum pools in Victoria (The Platinum Pool Program was introduced by Life Saving Victoria to highlight the commercial aquatic facilities that have achieved the highest standards in the provision of aquatic safety).
- Twenty facilities signed up to attempt platinum pool accreditation in 2010/11.
- Requests for inland and coastal risk assessments dropped considerably.

The average overall AFSA score was 90.26 per cent.

KEY HIGHLIGHTS

- The number of facilities achieving AFSA safety scores in the 90-100 per cent range has increased from 57 per cent to 70 per cent since 2007/08.
- Platinum pools achieved an average AFSA score of 96.20 per cent compared to 89.07 per cent for non-platinum pools.
- The number of facilities achieving AFSA compliancy scores in the 90-100 per cent range increased from 60 to 74 per cent since 2007/08.
- The average AFSA score in the supervision section of the assessment was 91.58 per cent.

FUTURE DEVELOPMENTS

- Continual development of Geographic Information System (GIS) based risk management system for open water environments.
- Ongoing review and incremental development process of a suite of risk management products offered by ARS across facilities, inland and coastal aquatic environments.
- Greater push towards more evidence-based risk management solutions in conjunction with the research department.
- Plans to develop a lifeguard supervision review and deployment process.

STANDARDS

In terms of standards, two critical Australian Standards have been released. The two major standards (or standard series) underpin many of the risk management reports and risk treatment selection processes of the Aquatic Risk Services department.

In conjunction with the release of the revised Risk Management Standard: AS/NZS ISO 31000; a review of Aquatic Risk Management products and services was undertaken in order to ensure that they are reflective of any significant changes to the standard. There is a confidence that the products and services under the direct auspice of LSV are reflective of the intent and purpose of this standard.

The other standard central to the department is the soon to be released AS/NZS 2416 standard specific to water safety signage. Once formally released, LSV will ensure that any documented gaps between the older water safety signage standard and newer released versions is systematically available to all our Victorian inland, coastal and public and private aquatic facility operators and land managers to ensure that they have access to the most informed and expert advice specific to safety signage.

Aquatic Facility Safety Assessments and Platinum Pool Program


The increase of facilities achieving outstanding Aquatic Facility Safety Assessment (AFSA) scores subsequently being eligible and signing up for the platinum pool program has been exponential. LSV statistics indicate that platinum pools achieved an average AFSA Score of 96.20 per cent compared to 89.07 per cent from non-platinum pools. Although this is to be expected given the stringent criteria required before obtaining platinum accreditation, it is also reflective of the proactive and risk orientated nature of these facilities in striving to obtain the standards required to be accredited and recognised.

Research and Development.

LSV in conjunction with the Royal Melbourne Institute of Technology (RMIT) School of Mathematics and Geospatial Sciences is continuing to develop dynamic GIS risk management models that leverage

off the significant amount of evidence and data held and shared by LSV. This is an ongoing multi-year project, but incremental outcomes will directly flow through the Aquatic Risk Management department and subsequently its clients in terms of risk management and GIS orientated outputs and outcomes in the interim.

Additionally, Aquatic Risk Services continues to work closely with the Research and Health Promotion department in ensuring that appropriate drowning and injury statistics are being used within risk management modelling, to ensure that the risk likelihood and consequence of drowning and injury within the different aquatic environments (e.g. coastal, inland, and aquatic facility) is reflective of that environment.



RISK MANAGEMENT

Life Saving Victoria was contacted by the management teams at AAMI Park and Visy Park to provide management consultancy and advise on various aspects of the operation of the new facilities. The LSV Risk Management Department assisted in the design, development and manufacture of the facility and plant room signage together with the creation of the facility specific risk assessments and operational/emergency procedures. The training department was utilised to design and deliver facility-specific emergency response and rescue training sessions as well as to develop a training plan for the facilities as they move forward. LSV was also able to advise and subsequently provide the facilities with a full range of suitable safety, rescue and first aid equipment.

54 AQUATIC FACILITY SAFETY ASSESSMENTS (AFSA)

RESEARCH

KEY STATISTICS

- Victoria saw a total of 38 drowning deaths – an increase of four from 2008/2009
- Toddler drowning represented the largest increase with a total of seven for 2009/2010 – up 233 per cent on the previous year
- Funding has been secured for a toddler drowning television campaign which will be released in late-2010

CURRENT PROJECTS

Watch Around Water Campaign

Watch Around Water is an education and awareness campaign that has been developed in response to the growing industry concern regarding adequate supervision of children within public aquatic facilities. The program is implemented within Victorian facilities by complementing and supporting existing guidelines aimed at educating the public about adequate supervision of children. The program encourages parents and carers to take on the responsibility of supervising their children while at public aquatic facilities.

The program was originally developed by the Leisure Institute of Western Australia (LIWA) and Royal Life Saving Society (RLSS) Western Australia. Life Saving Victoria (LSV) and Aquatics and Recreation Victoria (ARV) are now working in conjunction to adapt and deliver the program throughout Victoria. This year 35 facilities participated in the program and it is continuing to expand throughout the state. LSV and ARV aim to sign up 30 additional facilities over the next financial year to help promote this valuable program statewide.

Toddler Drowning TVC

With the dramatic increase in toddler drowning cases this year, LSV has secured funding through the Department of Justice and the Play it Safe by the Water (PISBTW) campaign to develop a television campaign targeted at parents and carers of toddlers aged 0-4 years. While toddlers only represent six per cent of the Australian population, this year that figure increased to 18 per cent of all drowning cases. For every toddler that dies from drowning, another eight will receive emergency department care for non-fatal immersion injuries, often resulting in brain damage and permanent disability. This campaign will aim to promote increased supervision of toddlers in, on and around water, and educate parents on what adequate supervision of children means. The television campaign is planned to be released in November 2010.

Alcohol Related Drowning Research

In response to the continued number of drowning deaths attributed to alcohol use, LSV is responding by conducting a research project to determine a better understanding of how alcohol increases the risk of drowning, and the true effects of alcohol on an individual while participating in aquatic recreation activities. Alcohol is estimated to have attributed to an average of eight (19 per cent) drowning deaths per year from 2000-2010. There are still many drowning cases where the presence of alcohol remains unknown, meaning that the true level of drowning deaths attributed to alcohol may be higher still. A detailed review of all drowning cases from 2000-2010 will provide a true representation of the extent to which alcohol is involved in drowning within Victoria. The information compiled through this research will be used to provide direction for national and international drowning prevention strategies.

Spinal Cord Injury Management Review

A literature review into the management of suspected spinal cord injury will be conducted to determine best practice evidence-based techniques. This research will be used to help review the Surf Life Saving (SLS) spinal injury management guidelines, as well as the Australian Resuscitation Council Guidelines for management of suspected spinal cord injury. By providing evidence-based guidelines, secondary injury from improper management techniques will be avoided and reduce associated short and long-term injuries from spinal cord injuries.

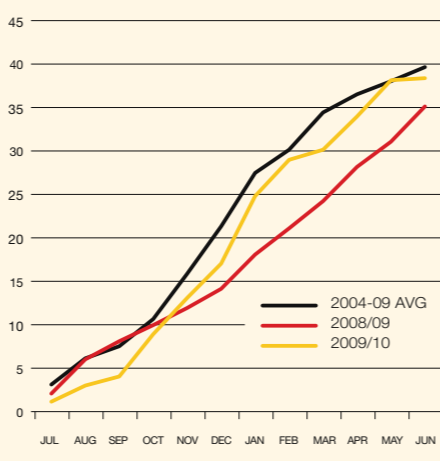
Aquatic Facility Injury Surveillance

Studies have assessed drowning fatalities in public and residential swimming pools and the potential factors involved. However, little evidence exists to detail the extent of other injuries that occur in commercial aquatic facilities. Further work is currently underway to develop a system for consistent reporting of incidents within aquatic facilities across Victoria.

ACKNOWLEDGEMENTS

The research department would like to acknowledge the funding, grants, support and assistance received from The Department of Justice (DOJ), Play it Safe by the Water Campaign, Surf Life Saving Australia (SLSA), VicHealth, Koori Justice Unit (DOJ), Marine Safety Victoria, and Kidsafe Victoria.

DROWNING DEATHS IN VICTORIA



44 TODDLER DROWNING DEATHS IN THE LAST 10 YEARS

COUNCILS & COMMITTEES

AUDIT AND FINANCE 2009/10

Martin Walsh	Chair
Neil Morarty OAM	
Garry Martin	
Dr Michael Kennedy OAM	
Neil Hough	

COMMUNITY AQUATIC EDUCATION COUNCIL EXECUTIVE 2009/10

Nicolas Hall	Director
Ian Swan	Director
Michael Bzdel	Speciality Member
Kathleen Roberts	Speciality Member
Loretta Konjarski	Speciality Member
Keri Longwill	Speciality Member
Shayne Quinton (Part)	Speciality Member
Genevieve Lehmann	Council Representative

COUNCIL OF AQUATIC SPORTS

Director	Neil Morarty OAM
Director	Stuart Mackinnon
Council Chair	Peter Van Deuren
Council Representative	Marc Lionnet
Officiating Coordinator (Chief Referee)	Allan Holmes
Competition Panel Coordinator	Harry Hannas
Athletes' Representative	Wayne Bacon
Aquatic Sports Development Coordinator	Jim Harrison Jeremy Farrington (Part)

GOVERNANCE COMMITTEE 2009/10

Dr Michael Kennedy OAM	Chair
Matt Finnis	
Rex Hopkins	
Jennifer Maclean	

HONOURS AND AWARDS COMMITTEE 2009/10

Neil Morarty OAM	Chair
Chris Baker	
Andrew Barnes	
Genevieve Lehmann	
Dr Graham Cato	
Dianne Montalto ESM	
Belinda Porter	Awards of Excellence Committee

LIFESAVING OPERATIONS COUNCIL STATE OFFICERS 2009/10

Lifesaving Operations Executive

Director Lifesaving Operations (Chair)	Mark Scott
Director Training and Assessment Council Representative	Andrew Doyle Darren McLeod
Lifesaving Services Representative	Matthew Ponsford
Lifesaving Services Representative	Colin Ellicott
State Training & Assessment Supervisor	Scott Yeomans
State Resource Research & Development Officer	Stuart Wall

State Officers

State Training & Development Officer Training Strategy & Communication Officer	Ned Douglas
State Emergency Management Officer	Bree Ambry Darren McLeod
State Lifesaving Communications Officer	Chris Stevens
State Powercraft Officer	Colin Ellicott
State Service Efficiency & Standards Officer	James Fitzsimmons
State Gear & Equipment Officer	Graeme Hurrell

District Officers

Bass District Officer	Russell Stewart
Bayside District Officer	Monique Ellicott
Bellarine District Officer	Sam Ficarra
Flinders District Officer	Lauren Gargan
Gippsland District Officer	Peter Ward
Kingston District Officer	James Stott
Mornington District Officer	Bree Ambry
Otway District Officer	James Carew
Port Phillip District Officer	Sebastian Phoenix
South Barwon District Officer	Rebecca Schot-Guppy
Western District Officer	Katrina Antony

Regional Officers

Bass Regional Officer	Scott Cameron
Bellarine Regional Officer	Matthew Ponsford
Gippsland Regional Officer	Barrie Smith
Kingston Regional Officer	Kerry Bell
Peninsula Regional Officer	Adam Greig
Port Phillip Regional Officer	William Boyd
Surfcoast Regional Officer	Paul Lunny
Western Regional Officer	Rebel Noter

BOARD OF DIRECTORS 2009/10

Michael Martin	President
Andrew Doyle	Director (Part) Council of Lifesaving Operations - Training and Assessment
Simon Wilson	Director (Part) Council of Lifesaving Operations - Training and Assessment
Mark Scott	Director Council of Lifesaving Operations - Lifesaving Services
Ian Swan	Director Community Aquatic Education Council
Nicolas Hall	Director Community Aquatic Education Council
Stuart Mackinnon	Director Council of Aquatic Sports
Neil Morarty OAM	Director Council of Aquatic Sports
Maurice McCutcheon	Director (Part) Youth and Leadership Development Council
Nancy Joseph	Director Youth and Leadership Development Council
Dr Michael Kennedy OAM	Independent Director
Martin Walsh	Independent Director
Nigel Taylor ESM	Company Secretary & Chief Executive Officer

YOUTH & LEADERSHIP DEVELOPMENT EXECUTIVE

Nancy Joseph	Director of Life Saving Victoria
Vacant	Director of Life Saving Victoria
Simone Williams	Council Representative
Catherine McCraith	Member Protection Coordinator
Maurice McCutcheon	Competition Coordinator
Bree Ambry	Community Education Coordinator
Vacant	Leadership Development Coordinator
Will Boyd	Membership Development Coordinator
Angela Malan	Lifesaving Development Coordinator

LIFE MEMBERS

R Anthony	A Davies	M J Horne	L R McDonald	A Renfrew	G Titter
H G Ashworth	A G Dell	S L Horton	P J McGibbon	J F Revell	R H Tyas
H E Baker	J L Dobson	W M Hull	W H McLearn	M P Ricca	F R Tyler
S Barnes	T Donnett	F A Hunting	D M McLeod	R Ricca	P F Van Deuren
N Bayles	O Douglass	R Hussey	J Meehan	P E Rice OAM	T E Varley
M J Bell	E Doull	R Hutchings	O G Merritt	B B Richards	R S Veale CMG
A Bellotti	J Duthie	F Inness	J H Millett	A Robbie	A W Walker OBE
P Bennett	B Edmonds	J Jackson	R Millett MBE	K Roderick AFSM	B Walklate
W Birkenhead	N L Emselle	L Johnson	R A Mitchell	N Rose	J Wall
A Birt	L Errey	C C Kelly	D G Montalto ESM	A Rosen	J M Waters
R W Blackney	F M Evans	H G Kelly	N W Morarty OAM	M R Scott	B J Webb
R O Blackwood	W Everard	T R Kennedy	J I Morgan	A W Seals	J Williams
D L Boswell	F J Fegan	A R Kennedy BEM	B A Morgan OAM	M S Sharman	A Williamson
W D Boulton	C G Fitzgerald OAM	W Keys	J I Morgan	I D Shephard	H Windmill
B Bowman	E Fitzsimmons	E G Kidd	D G Morland	K J Shields	R S Wood ESM
R Boyce	A Forster	H J Klauer	F L Muir	A H Short	J G Worrell
H Brereton	A R Frost BEM	J Knight	M Napthine	J B Silom	A E Wright
H F Brockhoff	G Fry	A M Laughton	H A Norris	C Simpson	A Wynne
M M Brodie	E Fry	A Laven	G Nutbean	W Slater	B J Young
W Brodie	J Furmedge	T G Leary	H O'Connor	B J Smith OAM	
K Brooks	C Gadd	J Lee	J Olson	T W Stanford	
A S Buchanan	J Gale	G M Lehmann	P J O'Rorke OAM	H Stephenson	
Q L Burke	K J Galloway	F Leiper	B G Owen	S G Stevens	
J Burrowes OAM	A Goetz	A Lester	W C Patrickson	P M Stevens BEM	
G W Cato	D R Grant OAM	W Lievesley	M E Pearce	D Stewart	
R Charrett	B Gray	J M Lippmann OAM	F Pebbles	M P Straford	
F M Clayton	A Gray	J J Liston	F Perrin	T G Strahan	
I Collum	J S Gregson	M A Lumley	V Petersen	C L Swyer	
R B Cook	N G Hall	C R Lyne AM	T K Peterson OAM	Sir G A Syme	
A Cooper	E Handley	J J Maclean	J Pettigrove	S R Tannahill	
L Cooper	E J Harris	Sir W Manifold	H M Pierce OAM	B Tayler	
A Coulson	D E Heathcote	R W Markillie	H Pittard	P F Taylor OAM	
W Coyte BEM	J B Heily	R Marsh	E A Pleasents	L R Thomas	
Sir G Cuscaden	K R Hodgson	E Martin	F Pollard	M H Thompson	
R W Dale	J A Hogan	M J Martin	M Portingale BEM	L H S Thompson AO CMG	
G Dann	A M Holmes	J Mc Gee	F J Ramsay	J Thomson	
L Darbyshire	D R Hopkins	W C McBeath	F D Reid	J Thorburn	

HONOURS AND AWARDS

SLSA – DHL Club of the Year

Anglesea Surf Life Saving Club

Beaurepaire Shield - Club of the Year

Williamstown Swimming & Life Saving Club

Victorian Volunteer of the Year

Neil Morarty OAM – Lorne SLSC

Outstanding Achievement of the Year

Surf Life Saving Lakes Entrance

Victorian Lifesaver of the Year

Matthew Burke

Patrol Efficiency Club of the Year

Edithvale LSC

Beach Lifeguard of the Year

Not awarded in 2010

Team of the Year

Williamstown IRB Team

Male Athlete of the Year

David Rowell – Portsea SLSC

Female Athlete of the Year

Hayley Atkins – Anglesea SLSC

Coach of the Year

Scott Ivey – Williamstown S&LSC

Competition Official of the Year

Allan Holmes – Apollo Bay SLSC

Club Training Officer of the Year

Kerry Bell – Edithvale LSC

Assessor of the Year

Not awarded in 2010

Administration Club of the Year

Carrum LSC

Media Service to Lifesaving

Andy Berry - Photographer

Fred Westfield Medallist (Junior Athlete of the Year)

Ben Dade – Mount Martha LSC

Under 17 Female Athlete of the Year

Madelyn McDonald – Jan Juc SLSC

Under 17 Male Athlete of the Year

Guy Kinsey – Ocean Grove SLSC

Champion Junior Lifesaver

Stephanie Feather – South Melbourne LSC

Youth Parent of the Year

Bruce Sampson – Williamstown S&LSC

Y+LD Service Awards

Liz Bolton – Brighton LSC

George Quine – Jan Juc SLSC

Warren & Chen Lu Williams – Lyrebird Park Camp & Conference Facility

International Life Saving Federation – Citation of Merit

Lachlan Holbery-Morgan – Anglesea SLSC

Australian Honours

Neil Morarty OAM – Lorne SLSC

FINANCIAL SUMMARY

FINANCIAL RESULTS AND REVIEW OF OPERATIONS

The financial activities for Life Saving Victoria (LSV) resulted in a operating surplus before depreciation of \$164,061 and a consolidated loss for 2009-10 for the Company of \$158,628 (loss of \$246,662 in 2008-09). This result is after charging depreciation costs for the Sandridge building of \$322,689 (\$322,689 in 2008-09) and making contributions to the Surf Life Saving Rescue Trust of \$116,583 (\$164,852 in 2008-09). Fundraising activities undertaken by the Surf Life Saving Foundation on behalf of Victoria are now reported on a net basis in the income category "Fundraising and Donations" and amounted to \$297,170 this year (\$164,852 in 2008-09).

As reported last year LSV continues to benefit from significant grant funding and this represents some 50% (45% 2008-09) of total income. Correspondingly grant payments to clubs and other agencies participating in the "Play it Safe by the Water Program" increased significantly to \$1.6 million – up from \$1.0 million in 2008-09.

2009-10 witnessed two new major grant initiatives – the Commonwealth Government's equipment grants for clubs program saw Victorian clubs acquire some \$151,000 of new equipment. The second initiative, a State Government program resulted in one-off grants of \$5,000 for every club to assist with administrative responsibilities.

The State Government also continued to provide funding (\$300,000 in 2009-10) for provision of water safety programs and education within culturally and linguistically diverse communities,

The Function Centre and Café activities have been conducted under a joint venture arrangement between LSV and the Box Hill Institute of TAFE. During 2009-10 operating losses continued to be incurred and the parties agreed to terminate the joint venture effective 30 June 2010.

Since that date the Cafe has closed until a new operating arrangement can be accommodated. The Function Centre is now operated by LSV and has been renamed as "Lifeguards at 200".

SUBSEQUENT EVENTS

Since the end of the financial year and the date of this report no significant transaction or events have occurred.

STATEMENT OF COMPREHENSIVE INCOME

FOR THE YEAR ENDED 30 JUNE 2010

Lifesaving Victoria Limited. ACN 102 927 364

	2010	2009
	\$'000	\$'000
REVENUE		
Sales	818	759
Fees and memberships	2,477	2,669
Grants	4,754	3,891
Sponsorships	804	669
Fundraising and donations	392	285
Interest income	102	138
Realised gain on sale of assets	46	59
Other revenue	168	213
Total Revenue	9,561	8,683
EXPENSES		
Cost of Sales	664	609
Life Saving Operations	1,097	1,007
Training and Education Programs	2,095	2,279
Commercial Operations	1,453	1,450
Grant Distributions	1,605	1,037
Fundraising	221	240
Corporate Administration	1,695	1,443
Depreciation	307	280
Interest	-	6
Other Expenses	227	214
Total Expenses	9,364	8,565
Share of Joint Venture Loss	(33)	(41)
Surplus before Building Amortisation	164	76
Less Building Amortisation	323	323
Loss For the Period	(159)	(247)
Comprehensive Result Attributable to the Members	(159)	(247)

STATEMENT OF FINANCIAL POSITION

FOR THE YEAR ENDED 30 JUNE 2010

Lifesaving Victoria Limited. ACN 102 927 364

	2010	2009
	\$'000	\$'000
ASSETS		
Cash and cash equivalents	2,408	2,279
Trade and other receivables	395	918
Inventories	156	173
Total Current Assets	2,959	3,370
NON - CURRENT ASSETS		
Financial assets	-	-
Property, plant and equipment	5,829	6,214
Total Non - Current Assets	5,829	6,214
Total Assets	8,788	9,584
LIABILITIES		
Trade and other payables	1,047	1,705
Other financial liabilities	385	-
Employee benefits	434	404
Total Current Liabilities	1,866	2,109
NON - CURRENT LIABILITIES		
Other financial liabilities	-	385
Employee benefits	33	42
Total Non - Current Liabilities	33	427
Total Liabilities	1,899	2,536
Net Assets	6,889	7,048
EQUITY		
Retained surplus	6,889	7,048
Total Equity	6,889	7,048

STATEMENT OF CASH FLOWS

FOR THE YEAR ENDED 30 JUNE 2010

Lifesaving Victoria Limited. ACN 102 927 364

	2010	2009
	\$'000	\$'000
CASH FLOWS FROM OPERATING ACTIVITIES		
Cash received from sponsors, donors and customers	10,615	8,883
Cash paid to suppliers and employees	10,389	8,460
Interest received	102	138
Interest paid on borrowings	-	6
Net Cash provided by operating activities	328	555
CASH FLOWS FROM INVESTING ACTIVITIES		
Acquisitions of property, plant and equipment	(324)	(489)
Proceeds on disposal of property, plant and equipment	125	205
Net Cash used in investing activities	(199)	(285)
CASH FLOWS FROM FINANCING ACTIVITIES		
Proceeds from borrowings	-	-
Repayment of borrowings	-	(238)
Net Cash used in financing activities	-	(238)
Net increase/(decrease) in cash and equivalents held	129	33
Cash and cash equivalents at 1 July	2,279	2,246
Cash and cash equivalents at 30 June	2,408	2,279

SPONSORS

LSV acknowledges the support of the following individuals, foundations and organisations.

In memory of Griff Willmott
 The Therapon Foundation
 Norman Disney & Young
 Symbion Pharmacy – Noble Park
 Joe White Bequest
 Baenziger Coles
 Ms Marie Leung
 BMW Group Australia
 Mrs Sheila Heys
 The Orloff Family Charitable Trust
 Dindas Australia
 Mr James McMahon

All Souls' Opportunity Shop
 The Vikings –
 No 11 Masonic Masters Association
 Mr David "Graham" Lewis
 Commonwealth Bank of Australia –
 Melbourne
 Harness Racing Distribution
 Blue Scope Steel
 Royce Pty Ltd
 Melissa Gryes
 Andrew Raper
 William R Orange
 Myer – Ready Set Go

State Trustees Ltd
 Target Australia – Staff
 Maxxis Tyres
 Kane Mason
 Aaron Cross
 Gadens Lawyers
 Sean Molloy
 Lowther Hall Anglican Grammar School
 In memory of Lois Darbyshire
 United Way Sydney
 Anke Guenssler
 Fiona Macgill



Life Saving Victoria

200 The Boulevard
Port Melbourne VIC 3207
PO Box 353
South Melbourne DC VIC 3205

Tel (03) 9676 6900
Fax (03) 9681 8211
mail@lifesavingvictoria.com.au
www.lifesavingvictoria.com.au